

MINERAL WOOL CORE

The extreme fire protection

MR044 / 1116



JORISIDE
THE STEEL FUTURE
MEMBER OF JORIS IDE GROUP



Index

Vulcasteel Roof	3
Mineral Wool Core	4
Vulcasteel Wall 1000 SF	4
Vulcasteel Wall 1130	5
Product information	6
European Standard	6




Joris Ide NV. is not responsible for printing errors and / or any differences between the images in this catalogue and the final product delivered. Joris Ide NV reserves the right to modify the technical specifications at any time without prior notice.

Mineral Wool Core

The extreme fire protection

The Joris Ide Group is one of the biggest, independent producers of metal insulated- and non-insulated roof and wall cladding products. As a complete package it offers both single skin profiles, purlins, PIR panels, accessories, flashings and mineral wool core panels for extreme fire protection.


Currently the fire regulation is becoming more and more important and therefore raises the standards for both the architect, building owner and contractor. Therefore the Joris Ide Group has invested in products for roof and wall which combine the fire performance with architectural finish.



Vulcasteel Wall 1000 SF




Perfect integration with an architectural finish



Vulcasteel Wall 1000 SF in industrial environments.



Vulcasteel Wall 1000 SF with microrib finish



Vulcasteel Wall 1000 SF with flat finish.



Detail of the mineral wool inside the Vulcasteel Wall SF



Close-up of a panel.

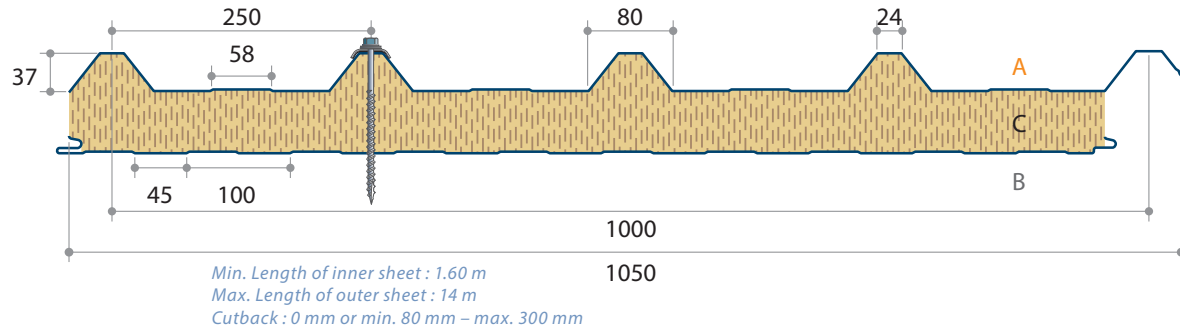


Vulcasteel Roof Alpha, perforated liner sheet for acoustic absorption.

Vulcasteel Roof

Description

Vulcasteel Roof is a mineral wool roof panel with trapezoidal metal outer sheet and metal liner. The panels can be applied for agricultural and industrial projects from a slope of 5° and onwards.



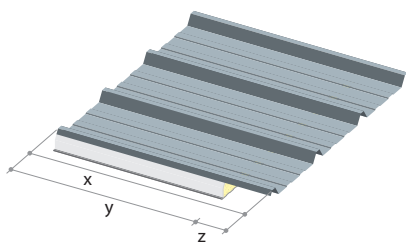
Properties

Core thickness	mm	50	60	80	100	120	140	160	180	200
Weight	kg/m ²	16	17	19	21	23	25	27	29	31
U-value*	W/m ² K	0,73	0,62	0,49	0,40	0,34	0,29	0,26	0,23	0,21
Rw (acc.)	DB	29	30	31	33	34	35	37	37	38

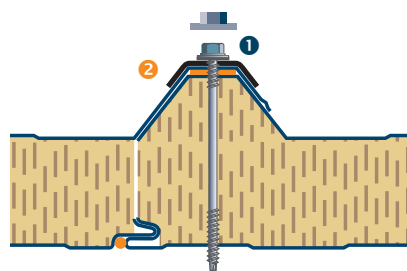
* U-values are calculated in accordance with the method required by Part L2 (England and Wales) Building Regulations and Section 6 (Scotland) Technical Handbooks.

System key benefits

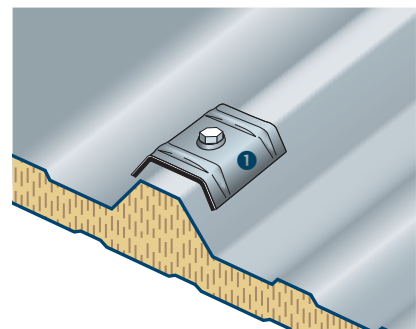
- Non-Combustible high density mineral wool core (100kg/m³)
- Useful width of 1000 mm
- Trapezoidal metal outer sheet (37/250/1000)
- Different coatings and colours possible
- Inners sheet standard in liner profile 15μ PE R9002 but also available in Colorfarm 35μ/Foodsafe 150μ PVC
- Produced according to EN 14001
- CE-marked
- Fire classification A2,1s-d0 according to EN 13501-1
- Fast mounting
- Good thermal properties



x. Panel length
 y. Insulation length
 z. Cut-back



1. Screw
 2. Butyl




1. Saddle washer

Also acoustic variation "Alpha" available with perforated liner sheet for better acoustic absorption.

Mineral Wool Core

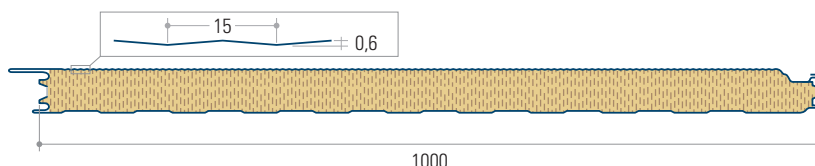
Vulcasteel Wall 1000 SF

Production site Isometall, division of Joris Ide nv, Belgium.

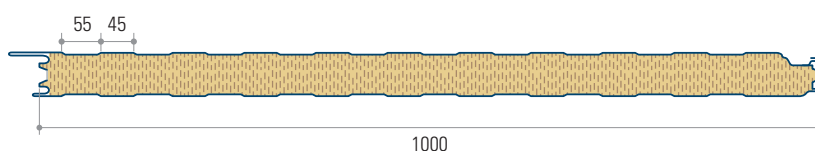


The Vulcasteel Wall 1000 SF is an architectural mineral wool panel with a Liner, Microrib or Flat profiled outer sheet. The inner sheet is Liner profiled and made of 15μ PE R9002. Due to the secret fixing the panel obtains a very high architectural finish for both vertical and horizontal applications.

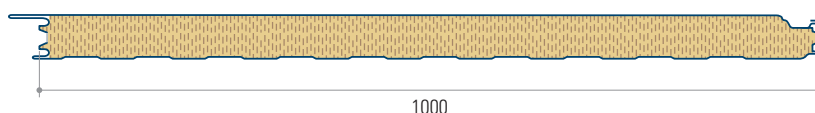
Vulcasteel Wall 1000 VB M (microrib)



Vulcasteel Wall 1000 VB L (liner)



Vulcasteel Wall 1000 VB S (flat)




Properties

Core thickness	mm	50	60	80	100	120	140	160	180	200
Weight	kg/m ²	10,6	13,6	15,6	17,6	19,6	21,6	23,6	25,6	27,6
U-value*	W/m ² K	0,71	0,61	0,48	0,39	0,33	0,29	0,26	0,23	0,21
Rw (acc.)	DB	29	30	31	33	34	35	37	37	38

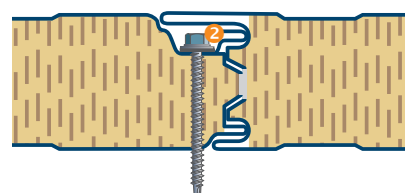
* U-values are calculated in accordance with the method required by Part L2 (England and Wales) Building Regulations and Section 6 (Scotland) Technical Handbooks.

System key benefits

- Non-Combustible high density mineral wool core (100kg/m³)
- Standard 1000 mm modules but available down to 800 mm
- Length up to 14m
- Outer sheet can be Liner, Microrib, Plank or flat profiling
- Different coatings and colours possible
- Inners sheet standard in liner profile 15μ PE R9002 but also available in Colorfarm 35μ or Foodsafe 150μ PVC
- Fire classification A2,1s-d0 according to EN 13501-1
- Good thermal properties
- Mounting with spreader plate
- Vertical and horizontal application
- Fast mounting
- Perforated liner sheet "Alpha" available



Length 120 mm, 3 holes (ø 7 mm)




To mount the Vulcasteel Wall Secret Fixation we advise to use a stainless steel spreader plate ① in the joint ②. This to spread the loads for a maximal span performance.

Mineral Wool Core

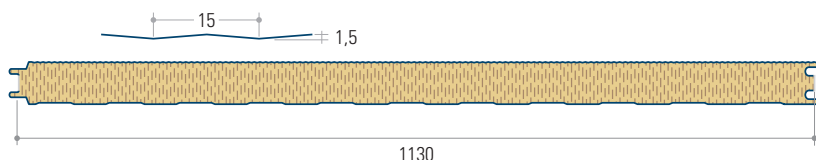
Vulcasteel Wall 1130

Production site Isometall, division of Joris Ide nv, Belgium.

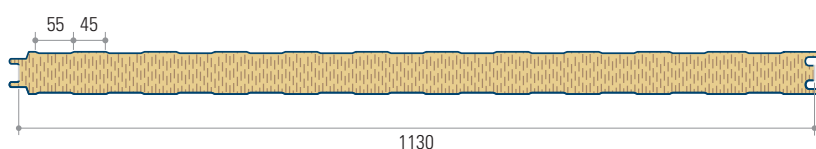


The Vulcasteel Wall 1130 VF is a mineral wool panels with liner or microrib exterior profiling. The inner sheet is Liner profiled and 15μ PE R9002. Due to a maximum 4 hour fire resistance this panel is often applied for agricultural, public or industrial projects where high fire resistance is required. This for both internal as external fire walls.

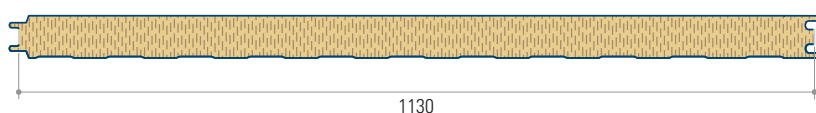
Vulcasteel Wall 1130 M (microrib)



Vulcasteel Wall 1130 L (liner)



Vulcasteel Wall 1130 S (flat)



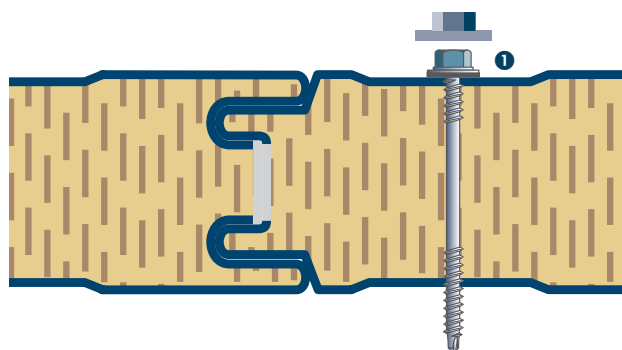
Properties

Core thickness	mm	50	60	80	100	120	140	160	180	200
Weight	kg/m ²	10,6	13,6	15,6	17,6	19,6	21,6	23,6	25,6	27,6
U-value*	W/m ² K	0,71	0,61	0,48	0,39	0,33	0,29	0,26	0,23	0,21
Rw (acc.)	DB	29	30	31	33	34	35	37	37	38

* U-values are calculated in accordance with the method required by Part L2 (England and Wales) Building Regulations and Section 6 (Scotland) Technical Handbooks.

System key benefits

- Non-Combustible high density mineral wool core (100kg/m³)
- Standard 1130 mm modules but available down to 800 mm
- Length up to 14m
- Outer sheet can be Liner, Microrib or flat profiling
- Visible fixation
- Different coatings and colours possible
- Inners sheet standard in liner profile 15μ PE R9002 but also available in colorfarm 35μ/foodsafe 150μ PVC
- Fire classification A2,1s-d0 according to EN 13501-1
- Good thermal properties
- Mounting with spreader plate
- Vertical and horizontal application
- Fast mounting
- Perforated liner sheet "alpha" available



1. Visible fixation

Product information

Vulcasteel Roof

Classification (according to EN 13501, see page 7)

Combustibility	Smoke emission level	Flaming droplets
A2	s1	d0
Classification A2, s1-d0 (non-flammable)		
Vulcasteel Roof 80 mm	REI 60	Inside ⇌ Outside
Vulcasteel Roof 100 mm	REI 120	Inside ⇌ Outside
Vulcasteel Roof 120 mm	REI 120	Inside ⇌ Outside

Vulcasteel Wall 1000 SF

Classification (according to EN 13501, see page 7)

Combustibility	Smoke emission level	Flaming droplets
A2	s1	d0
Classification A2, s1-d0		
Vulcasteel Wall 1000 VB 100 mm	EI 60	Inside ⇌ Outside Outside ⇌ Inside
Vulcasteel Wall 1000 VB 140 mm	EI 60	Horizontal installation

Vulcasteel Wall 1130

Classification (according to EN 13501, see page 7)

Combustibility	Smoke emission level	Flaming droplets
A2	s1	d0
Classification A2, s1-d0 (non-flammable)		
Vulcasteel Wall 1130 80 mm	EI 60	
Vulcasteel Wall 1130 100 mm	EI 90	
Vulcasteel Wall 1130 PERFO 100 mm	EI 60	Acoustic Panel
Vulcasteel Wall 1130 120 mm	EI 120	
Vulcasteel Wall 1130 120 mm	EI 180	Horizontal installation
Vulcasteel Wall 1130 180 mm	EI 240	

European Standard

European Standard EN 13501-1 provides the reaction to fire classification procedure for all products and building elements. According to this Standard, reaction to fire is the response of a product in contributing by its own decomposition to a fire which it is exposed, under specified conditions (not to be confused with the fire resistance).

Products are considered in relation to their end use application are divided into three main categories:

- Construction products
- Flooring
- Linear pipe thermal insulation products (not considered here)

European Standard

Construction products are classified according harmonized test methods in Euroclass A1, A2, B, C, D & F. Products classified in a given class are deemed to satisfy all the requirements of any lower class. Products classified in A1 & A2 classes are non-combustible (cement, concrete, minerals, glass, fibreglass,

rock wool, ceramic, etc.), Materials certified from B to F are combustible in ascending order. Flooring materials are classified according to the same classes A1, A2, B, C, D, E & F followed by the abbreviation "fl" flooring.

Classification according to European Standard EN 13501-1

Definition	Construction products			Floorings	
Non-combustible materials	A1			A1 _{fl}	
Non-combustible materials	A2 - s1 d0 A2 - s2 d0 A2 - s3 d0	A2 - s1 d1 A2 - s2 d1 A2 - s3 d1	A2 - s1 d2 A2 - s2 d2 A2 - s3 d2	A2 _{fl} - s1	A2 _{fl} - s2
Combustible materials very limited contribution to fire	B - s1 d0 B - s2 d0 B - s3 d0	B - s1 d1 B - s2 d1 B - s3 d1	B - s1 d2 B - s2 d2 B - s3 d2	B _{fl} - s1	B _{fl} - s2
Combustible materials limited contribution to fire	C - s1 d0 C - s2 d0 C - s3 d0	C - s1 d1 C - s2 d1 C - s3 d1	C - s1 d2 C - s2 d2 C - s3 d2	C _{fl} - s1	C _{fl} - s1
Combustible materials medium contribution to fire	D - s1 d0 D - s2 d0 D - s3 d0	D - s1 d1 D - s2 d1 D - s3 d1	D - s1 d2 D - s2 d2 D - s3 d2	D _{fl} - s1	D _{fl} - s1
Combustible materials highly contribution to fire	E		E - d2	E _{fl}	
Combustible materials - easily flammable	F			F _{fl}	

Description

All the materials classified A2, B, C, D obtain an additional classification regarding the emission of smoke and the production of flaming droplets and/or particles.

	Definition	Level	Level definition
s	Smoke emission level during combustion	s1	Quantity/Speed of emission absent or weak
		s2	Quantity/speed of emission of average intensity
		s3	Quantity/speed of emission of high intensity
d	Production of flaming droplets/particles during combustion	d0	No dripping
		d1	Slow dripping
		d2	High dripping

For the E class is provided one single subclass d2. For flooring products is provided the additional classification "s" for smoke emission only.



Perfect integration with a diversity of accessories.



Custom flashings and corners to ensure a professional finish.



Vulcasteel Wall 1000 SF in a commercial project.



Joris Ide proposes complete solutions for all your cladding and roofing projects.



Vulcasteel Wall 1000 SF used in an industrial project.



The Vulcasteel Alpha, an acoustic variation of the product.



Vulcasteel Wall 1130 and Vulcasteel Wall 1000 SF next to each other.



Joris Ide Ltd.

A9, Elmbridge Court, Gloucester GL3 1JZ, United Kingdom
T. +44 (0)1452 412 069 F. +44 (0)1452 358 025 sales@jorisode.co.uk

Joris Ide nv/sa

Hille 174, B-8750 Zwevezele, België
T. +32 (0) 51 61 07 77 F. +32 (0) 51 61 07 79 info@jorisode.be