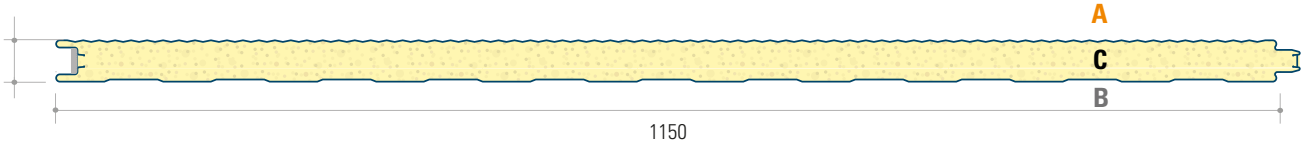


Insulated Panels

Ji Wall 1150 VF



Profile		
Micro 15 <input type="checkbox"/>	Liner <input type="checkbox"/>	Minimum/maximum Length
		Minimum production length is 2500 mm, in case shorter panels are required an additional cutting surcharge will be applied. Maximum panel length is 16000 mm (as from 13200 mm extra costs will apply).

Thickness 40 - 60 - 80 - 100 - 120 - 150 - 170 - 200 - 220 mm (please check)

Quantity	Panel Length (mm)	Special requirements/Pack marks*	
Total			m²

* If not specified, joris Ide have the right to pack as per their standards, small packs may result in additional packing costs.

A separate order form is required for different thickness and colour.

JI Wall 1150 VF Order Form		Date:
Customer Name	Requested Delivery Date	
Contact Name	Contact Phone N°	
Reference	Special Requirements	
Delivery Address	Crane offload <input type="checkbox"/>	
	Special equipment <input type="checkbox"/>	
	Others <input type="checkbox"/>	

Top Sheet Coating		€ 0,6	€ 0,7	Prisma® Basic metallics	€ 0,9	€ 0,7	Polyester 25µ	€ 0,6	€ 0,7	Polyester 25µ	€ 0,9	€ 0,7	Non-Standard	€ 0,9	€ 0,7
HPS 200 Ultra®	Only as from 500 m2 Plastisol Leathergrain*	€ 0,6	€ 0,7		€ 0,9	€ 0,7		€ 0,6	€ 0,7		€ 0,9	€ 0,7		€ 0,9	€ 0,7
White	White 101	<input type="checkbox"/>	<input type="checkbox"/>	RAL 9006	<input type="checkbox"/>	<input type="checkbox"/>	RAL 5011	<input type="checkbox"/>	<input type="checkbox"/>	RAL 7037	<input type="checkbox"/>	<input type="checkbox"/>		<input type="checkbox"/>	<input type="checkbox"/>
Hamlet	Merlin Grey 955	<input type="checkbox"/>	<input type="checkbox"/>	RAL 9007	<input type="checkbox"/>	<input type="checkbox"/>	RAL 5014	<input type="checkbox"/>	<input type="checkbox"/>	RAL 7042	<input type="checkbox"/>	<input type="checkbox"/>		<input type="checkbox"/>	<input type="checkbox"/>
Sargasso	Anthraccite 924	<input type="checkbox"/>	<input type="checkbox"/>	PVDF 25	<input type="checkbox"/>	<input type="checkbox"/>	RAL 5015	<input type="checkbox"/>	<input type="checkbox"/>	RAL 8004	<input type="checkbox"/>	<input type="checkbox"/>		<input type="checkbox"/>	<input type="checkbox"/>
Terracotta	Darg Green 541	<input type="checkbox"/>	<input type="checkbox"/>	RAL 9006	<input type="checkbox"/>	<input type="checkbox"/>	RAL 5017	<input type="checkbox"/>	<input type="checkbox"/>	RAL 8011	<input type="checkbox"/>	<input type="checkbox"/>		<input type="checkbox"/>	<input type="checkbox"/>
Burano	Van Dyke Brown 676	<input type="checkbox"/>	<input type="checkbox"/>	RAL 9007	<input type="checkbox"/>	<input type="checkbox"/>	RAL 6003	<input type="checkbox"/>	<input type="checkbox"/>	RAL 8012	<input type="checkbox"/>	<input type="checkbox"/>		<input type="checkbox"/>	<input type="checkbox"/>
Mushroom	Goosewing Grey 954	<input type="checkbox"/>	<input type="checkbox"/>	Polyester 25µ	<input type="checkbox"/>	<input type="checkbox"/>	RAL 6005	<input type="checkbox"/>	<input type="checkbox"/>	RAL 8014	<input type="checkbox"/>	<input type="checkbox"/>		<input type="checkbox"/>	<input type="checkbox"/>
Juniper	Ultra 60µ	<input type="checkbox"/>	<input type="checkbox"/>	RAL 1002	<input type="checkbox"/>	<input type="checkbox"/>	RAL 6009	<input type="checkbox"/>	<input type="checkbox"/>	RAL 8019	<input type="checkbox"/>	<input type="checkbox"/>		<input type="checkbox"/>	<input type="checkbox"/>
Heritage	RAL 1015	<input type="checkbox"/>	<input type="checkbox"/>	RAL 1013	<input type="checkbox"/>	<input type="checkbox"/>	RAL 6011	<input type="checkbox"/>	<input type="checkbox"/>	RAL 8024	<input type="checkbox"/>	<input type="checkbox"/>		<input type="checkbox"/>	<input type="checkbox"/>
Olive Green	RAL 5008	<input type="checkbox"/>	<input type="checkbox"/>	RAL 1015	<input type="checkbox"/>	<input type="checkbox"/>	RAL 6020	<input type="checkbox"/>	<input type="checkbox"/>	RAL 8025	<input type="checkbox"/>	<input type="checkbox"/>		<input type="checkbox"/>	<input type="checkbox"/>
Van Dyke Brown	RAL 7015	<input type="checkbox"/>	<input type="checkbox"/>	RAL 1019	<input type="checkbox"/>	<input type="checkbox"/>	RAL 6021	<input type="checkbox"/>	<input type="checkbox"/>	RAL 9001	<input type="checkbox"/>	<input type="checkbox"/>		<input type="checkbox"/>	<input type="checkbox"/>
Black	RAL 7016	<input type="checkbox"/>	<input type="checkbox"/>	RAL 2001	<input type="checkbox"/>	<input type="checkbox"/>	RAL 7006	<input type="checkbox"/>	<input type="checkbox"/>	RAL 9002	<input type="checkbox"/>	<input type="checkbox"/>		<input type="checkbox"/>	<input type="checkbox"/>
Albatross	RAL 7022	<input type="checkbox"/>	<input type="checkbox"/>	RAL 3000	<input type="checkbox"/>	<input type="checkbox"/>	RAL 7012	<input type="checkbox"/>	<input type="checkbox"/>	RAL 9005	<input type="checkbox"/>	<input type="checkbox"/>		<input type="checkbox"/>	<input type="checkbox"/>
Anthraccite	RAL 8012	<input type="checkbox"/>	<input type="checkbox"/>	RAL 3009	<input type="checkbox"/>	<input type="checkbox"/>	RAL 7015	<input type="checkbox"/>	<input type="checkbox"/>	RAL 9006	<input type="checkbox"/>	<input type="checkbox"/>		<input type="checkbox"/>	<input type="checkbox"/>
Goosewing Grey	RAL 9002	<input type="checkbox"/>	<input type="checkbox"/>	RAL 5002	<input type="checkbox"/>	<input type="checkbox"/>	RAL 7016	<input type="checkbox"/>	<input type="checkbox"/>	RAL 9007	<input type="checkbox"/>	<input type="checkbox"/>		<input type="checkbox"/>	<input type="checkbox"/>
Merlin Grey	RAL 9006	<input type="checkbox"/>	<input type="checkbox"/>	RAL 5005	<input type="checkbox"/>	<input type="checkbox"/>	RAL 7022	<input type="checkbox"/>	<input type="checkbox"/>	RAL 9010	<input type="checkbox"/>	<input type="checkbox"/>		<input type="checkbox"/>	<input type="checkbox"/>
Anthraccite Mat	RAL 9007	<input type="checkbox"/>	<input type="checkbox"/>	RAL 5008	<input type="checkbox"/>	<input type="checkbox"/>	RAL 7032	<input type="checkbox"/>	<input type="checkbox"/>		<input type="checkbox"/>	<input type="checkbox"/>		<input type="checkbox"/>	<input type="checkbox"/>
Ocean Blue	RAL 9010	<input type="checkbox"/>	<input type="checkbox"/>	RAL 5009	<input type="checkbox"/>	<input type="checkbox"/>	RAL 7035	<input type="checkbox"/>	<input type="checkbox"/>		<input type="checkbox"/>	<input type="checkbox"/>		<input type="checkbox"/>	<input type="checkbox"/>

Insulation *** This panel is not LPCB approved ***	
Insulation type	Insulation Thickness
PIR <input type="checkbox"/>	100 mm <input type="checkbox"/>
PUR <input type="checkbox"/>	170 mm <input type="checkbox"/>
	200 mm <input type="checkbox"/>
	220 mm <input type="checkbox"/>

Inner Sheet	
Coating	Colour
Polyester 15µ (RAL 9002) <input type="checkbox"/>	Non-standard <input type="checkbox"/>
	Colorfarm® 35µ <input type="checkbox"/>
	Polyester 25µ, RAL 9002 <input type="checkbox"/>
	Other, please specify <input type="checkbox"/>
	Foodsafe 150µ, RAL 9002 <input type="checkbox"/>
	Foodsafe 150µ, RAL 9010 <input type="checkbox"/>

The minimum purchase per thickness, length and colour is 3 pieces

Price / Refer to quotation	
Price	/ m²
Quote	

JORISIDE

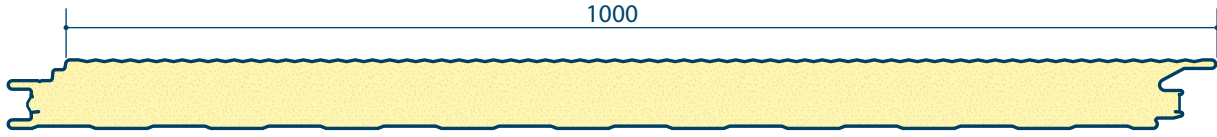
THE STEEL FUTURE
MEMBER OF JORIS IDE GROUP

Joris Ide NV
Hille 174
B-8750 Zwevezele

veerle.abraham@joriside.be
T +32 (0)51 61 07 62
F +32 (0)51 61 07 51

Insulated Panels

JI Wall 1000 SF



Profile				Minimum/maximum Length
Micro 15 <input type="checkbox"/>	Liner <input type="checkbox"/>	Plank <input type="checkbox"/>		

Thickness 60 - 80 - 100 - 120 - 150 mm (please check) (remark: NOT LPCB approved)

Quantity	Panel Length (mm)	Special requirements/Pack marks*	
Total			m²

* If not specified, joris ide have the right to pack as per their standards, small packs may result in additional packing costs.

A separate order form is required for different thickness and colour.

JI Wall 1000 SF Order Form		Date:
Customer Name	Requested Delivery Date	
Contact Name	Contact Phone N°	
Reference	Special Requirements	
Delivery Address	Crane offload <input type="checkbox"/>	
	Special equipment <input type="checkbox"/>	
	Others <input type="checkbox"/>	

Top Sheet Coating		€ 0,9	€ 0,7	€ 0,6	€ 0,5	€ 0,4	€ 0,3	€ 0,2	€ 0,1	Non-Standard	€ 0,9	€ 0,7
HPS 200 Ultra®	Only as from 500 m2 Plastisol Leathergrain	<input type="checkbox"/>	<input type="checkbox"/>	<input type="checkbox"/>	<input type="checkbox"/>	<input type="checkbox"/>	<input type="checkbox"/>	<input type="checkbox"/>	<input type="checkbox"/>		<input type="checkbox"/>	<input type="checkbox"/>
White	White 101	<input type="checkbox"/>	<input type="checkbox"/>	<input type="checkbox"/>	<input type="checkbox"/>	<input type="checkbox"/>	<input type="checkbox"/>	<input type="checkbox"/>	<input type="checkbox"/>	RAL 7037	<input type="checkbox"/>	<input type="checkbox"/>
Hamlet	Merlin Grey 955	<input type="checkbox"/>	<input type="checkbox"/>	<input type="checkbox"/>	<input type="checkbox"/>	<input type="checkbox"/>	<input type="checkbox"/>	<input type="checkbox"/>	<input type="checkbox"/>	RAL 7042	<input type="checkbox"/>	<input type="checkbox"/>
Sargasso		<input type="checkbox"/>	<input type="checkbox"/>	<input type="checkbox"/>	<input type="checkbox"/>	<input type="checkbox"/>	<input type="checkbox"/>	<input type="checkbox"/>	<input type="checkbox"/>	RAL 8004	<input type="checkbox"/>	<input type="checkbox"/>
Terracotta	Darg Green 541	<input type="checkbox"/>	<input type="checkbox"/>	<input type="checkbox"/>	<input type="checkbox"/>	<input type="checkbox"/>	<input type="checkbox"/>	<input type="checkbox"/>	<input type="checkbox"/>	RAL 8011	<input type="checkbox"/>	<input type="checkbox"/>
Burano	Van Dyke Brown 676	<input type="checkbox"/>	<input type="checkbox"/>	<input type="checkbox"/>	<input type="checkbox"/>	<input type="checkbox"/>	<input type="checkbox"/>	<input type="checkbox"/>	<input type="checkbox"/>	RAL 8012	<input type="checkbox"/>	<input type="checkbox"/>
Mushroom	Goosewing Grey 954	<input type="checkbox"/>	<input type="checkbox"/>	<input type="checkbox"/>	<input type="checkbox"/>	<input type="checkbox"/>	<input type="checkbox"/>	<input type="checkbox"/>	<input type="checkbox"/>	RAL 8014	<input type="checkbox"/>	<input type="checkbox"/>
Juniper	Ultra 60µ	<input type="checkbox"/>	<input type="checkbox"/>	<input type="checkbox"/>	<input type="checkbox"/>	<input type="checkbox"/>	<input type="checkbox"/>	<input type="checkbox"/>	<input type="checkbox"/>	RAL 8019	<input type="checkbox"/>	<input type="checkbox"/>
Heritage	RAL 1015	<input type="checkbox"/>	<input type="checkbox"/>	<input type="checkbox"/>	<input type="checkbox"/>	<input type="checkbox"/>	<input type="checkbox"/>	<input type="checkbox"/>	<input type="checkbox"/>	RAL 8024	<input type="checkbox"/>	<input type="checkbox"/>
Olive Green	RAL 5008	<input type="checkbox"/>	<input type="checkbox"/>	<input type="checkbox"/>	<input type="checkbox"/>	<input type="checkbox"/>	<input type="checkbox"/>	<input type="checkbox"/>	<input type="checkbox"/>	RAL 8025	<input type="checkbox"/>	<input type="checkbox"/>
Van Dyke Brown	RAL 7015	<input type="checkbox"/>	<input type="checkbox"/>	<input type="checkbox"/>	<input type="checkbox"/>	<input type="checkbox"/>	<input type="checkbox"/>	<input type="checkbox"/>	<input type="checkbox"/>	RAL 9001	<input type="checkbox"/>	<input type="checkbox"/>
Black	RAL 7016	<input type="checkbox"/>	<input type="checkbox"/>	<input type="checkbox"/>	<input type="checkbox"/>	<input type="checkbox"/>	<input type="checkbox"/>	<input type="checkbox"/>	<input type="checkbox"/>	RAL 9002	<input type="checkbox"/>	<input type="checkbox"/>
Albatross	RAL 7022	<input type="checkbox"/>	<input type="checkbox"/>	<input type="checkbox"/>	<input type="checkbox"/>	<input type="checkbox"/>	<input type="checkbox"/>	<input type="checkbox"/>	<input type="checkbox"/>	RAL 9005	<input type="checkbox"/>	<input type="checkbox"/>
Anthracite	RAL 8012	<input type="checkbox"/>	<input type="checkbox"/>	<input type="checkbox"/>	<input type="checkbox"/>	<input type="checkbox"/>	<input type="checkbox"/>	<input type="checkbox"/>	<input type="checkbox"/>	RAL 9006	<input type="checkbox"/>	<input type="checkbox"/>
Goosewing Grey	RAL 9002	<input type="checkbox"/>	<input type="checkbox"/>	<input type="checkbox"/>	<input type="checkbox"/>	<input type="checkbox"/>	<input type="checkbox"/>	<input type="checkbox"/>	<input type="checkbox"/>	RAL 9007	<input type="checkbox"/>	<input type="checkbox"/>
Merlin Grey	RAL 9006	<input type="checkbox"/>	<input type="checkbox"/>	<input type="checkbox"/>	<input type="checkbox"/>	<input type="checkbox"/>	<input type="checkbox"/>	<input type="checkbox"/>	<input type="checkbox"/>	RAL 9010	<input type="checkbox"/>	<input type="checkbox"/>
Anthracite Mat	RAL 9007	<input type="checkbox"/>	<input type="checkbox"/>	<input type="checkbox"/>	<input type="checkbox"/>	<input type="checkbox"/>	<input type="checkbox"/>	<input type="checkbox"/>	<input type="checkbox"/>		<input type="checkbox"/>	<input type="checkbox"/>
Ocean Blue	RAL 9010	<input type="checkbox"/>	<input type="checkbox"/>	<input type="checkbox"/>	<input type="checkbox"/>	<input type="checkbox"/>	<input type="checkbox"/>	<input type="checkbox"/>	<input type="checkbox"/>		<input type="checkbox"/>	<input type="checkbox"/>

Insulation		Price / Refer to quotation
Insulation type	Insulation Thickness	
PIR LPCB	60 mm	<input type="checkbox"/>
PIR	80 mm	<input type="checkbox"/>
PUR	100 mm	<input type="checkbox"/>
	120 mm	<input type="checkbox"/>
	150 mm *	<input type="checkbox"/>
	* 150mm is not LPCB approved	<input type="checkbox"/>

Inner Sheet	
Coating	Colour
Polyester 15µ (RAL 9002)	Non-standard <input type="checkbox"/>
	Please specify

The minimum purchase per thickness, length and colour is 3 pieces

Price	/	m²
Quote		

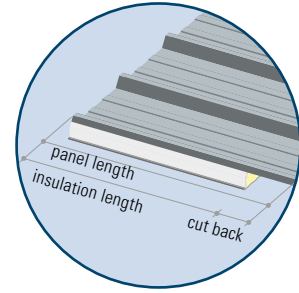
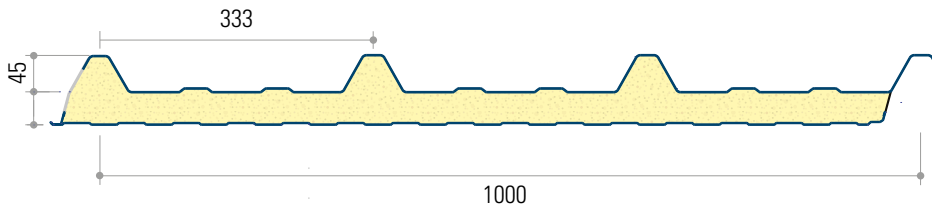
JORISIDE

THE STEEL FUTURE
MEMBER OF JORIS IDE GROUP

Joris Ide NV
Hille 174
B-8750 Zwevezele

veerle.abraham@joriside.be
T +32 (0)51 61 07 62
F +32 (0)51 61 07 51

Insulated Panels JI Roof 1000



Panel length & cut-back		Maximum panel length 16 m (as from 13,2 m extra transport cost will apply) Cut back min. 50 mm, Max. 350 mm (cut back <u>must</u> be specified, not having a cut back is not an option). If shorter panels are required, the full minimum length will be charged for in addition to the extra over for cutting.
Minimum insulation length (see drawing)		
40 mm	2000 mm	
60 mm	1900 mm	
80 - 150 mm	1800 mm	
Thickness	mm	

Quantity	Panel Length (mm)	Cut back (mm)	Please tick				Special requirements/Pack marks*	
			L/R	R/L	Roof	Wall		
			<input type="checkbox"/>	<input type="checkbox"/>	<input type="checkbox"/>	<input type="checkbox"/>		
			<input type="checkbox"/>	<input type="checkbox"/>	<input type="checkbox"/>	<input type="checkbox"/>		
			<input type="checkbox"/>	<input type="checkbox"/>	<input type="checkbox"/>	<input type="checkbox"/>		
			<input type="checkbox"/>	<input type="checkbox"/>	<input type="checkbox"/>	<input type="checkbox"/>		
			<input type="checkbox"/>	<input type="checkbox"/>	<input type="checkbox"/>	<input type="checkbox"/>		
			<input type="checkbox"/>	<input type="checkbox"/>	<input type="checkbox"/>	<input type="checkbox"/>		
			<input type="checkbox"/>	<input type="checkbox"/>	<input type="checkbox"/>	<input type="checkbox"/>		
			<input type="checkbox"/>	<input type="checkbox"/>	<input type="checkbox"/>	<input type="checkbox"/>		
			<input type="checkbox"/>	<input type="checkbox"/>	<input type="checkbox"/>	<input type="checkbox"/>		
			<input type="checkbox"/>	<input type="checkbox"/>	<input type="checkbox"/>	<input type="checkbox"/>		
			<input type="checkbox"/>	<input type="checkbox"/>	<input type="checkbox"/>	<input type="checkbox"/>		
			<input type="checkbox"/>	<input type="checkbox"/>	<input type="checkbox"/>	<input type="checkbox"/>		
			<input type="checkbox"/>	<input type="checkbox"/>	<input type="checkbox"/>	<input type="checkbox"/>		
			<input type="checkbox"/>	<input type="checkbox"/>	<input type="checkbox"/>	<input type="checkbox"/>		
			<input type="checkbox"/>	<input type="checkbox"/>	<input type="checkbox"/>	<input type="checkbox"/>		
			<input type="checkbox"/>	<input type="checkbox"/>	<input type="checkbox"/>	<input type="checkbox"/>		
			<input type="checkbox"/>	<input type="checkbox"/>	<input type="checkbox"/>	<input type="checkbox"/>		
			<input type="checkbox"/>	<input type="checkbox"/>	<input type="checkbox"/>	<input type="checkbox"/>		
			<input type="checkbox"/>	<input type="checkbox"/>	<input type="checkbox"/>	<input type="checkbox"/>		
			<input type="checkbox"/>	<input type="checkbox"/>	<input type="checkbox"/>	<input type="checkbox"/>		
			<input type="checkbox"/>	<input type="checkbox"/>	<input type="checkbox"/>	<input type="checkbox"/>		
			<input type="checkbox"/>	<input type="checkbox"/>	<input type="checkbox"/>	<input type="checkbox"/>		
							Total	m²

* If not specified, Joris Ide have the right to pack as per their standards, small packs may result in additional packing costs.

Accessories		
	Colour	Quantity
Saddles (per 100 pcs)		
Sealing strips	(negative)	
Sealing strips	(positive)	

(N) →

(P) →

A separate order form is required for different thickness and colour.

JI Roof 1000 Order Form		Date:	
Customer Name	Requested Delivery Date		
Contact Name	Contact Phone N°		
Reference	Special Requirements	Crane offload	<input type="checkbox"/>
Delivery Address		Special equipment	<input type="checkbox"/>
		Others	<input type="checkbox"/>

Top Sheet Coating																		
	HPS 200 Ultra®	0.5 mm	0.6 mm	Plastisol Leathergrain	0.5 mm	0.6 mm	Prisma® Basic metallics	0.5 mm	0.6 mm	Polyester 25µ	0.5 mm	0.6 mm	Polyester 25µ	0.5 mm	0.6 mm	Non-Standard	0.5 mm	0.6 mm
White	<input type="checkbox"/>	<input type="checkbox"/>	<input type="checkbox"/>	White 101	<input type="checkbox"/>	<input type="checkbox"/>	RAL 9006	<input type="checkbox"/>	<input type="checkbox"/>				RAL 7037	<input type="checkbox"/>	<input type="checkbox"/>			
Hamlet	<input type="checkbox"/>	<input type="checkbox"/>	<input type="checkbox"/>	Merlin Grey 955	<input type="checkbox"/>	<input type="checkbox"/>	RAL 9007	<input type="checkbox"/>	<input type="checkbox"/>				RAL 7042	<input type="checkbox"/>	<input type="checkbox"/>			
Sargasso	<input type="checkbox"/>	<input type="checkbox"/>	<input type="checkbox"/>		<input type="checkbox"/>	<input type="checkbox"/>	PVDF 25	<input type="checkbox"/>	<input type="checkbox"/>	RAL 5015	<input type="checkbox"/>	<input type="checkbox"/>	RAL 8004	<input type="checkbox"/>	<input type="checkbox"/>			
Terracotta	<input type="checkbox"/>	<input type="checkbox"/>	<input type="checkbox"/>	Darg Green 541	<input type="checkbox"/>	<input type="checkbox"/>	RAL 9006	<input type="checkbox"/>	<input type="checkbox"/>				RAL 8011	<input type="checkbox"/>	<input type="checkbox"/>			
Burano	<input type="checkbox"/>	<input type="checkbox"/>	<input type="checkbox"/>	Van Dyke Brown 676	<input type="checkbox"/>	<input type="checkbox"/>	RAL 9007	<input type="checkbox"/>	<input type="checkbox"/>	RAL 6003	<input type="checkbox"/>	<input type="checkbox"/>	RAL 8012	<input type="checkbox"/>	<input type="checkbox"/>			
Mushroom	<input type="checkbox"/>	<input type="checkbox"/>	<input type="checkbox"/>	Goosewing Grey 954	<input type="checkbox"/>	<input type="checkbox"/>	Polyester 25µ	<input type="checkbox"/>	<input type="checkbox"/>	RAL 6005	<input type="checkbox"/>	<input type="checkbox"/>	RAL 8014	<input type="checkbox"/>	<input type="checkbox"/>			
Juniper	<input type="checkbox"/>	<input type="checkbox"/>	<input type="checkbox"/>	Ultra 60µ	<input type="checkbox"/>	<input type="checkbox"/>	RAL 1002	<input type="checkbox"/>	<input type="checkbox"/>	RAL 6009	<input type="checkbox"/>	<input type="checkbox"/>	RAL 8019	<input type="checkbox"/>	<input type="checkbox"/>			
Heritage	<input type="checkbox"/>	<input type="checkbox"/>	<input type="checkbox"/>	RAL 1015	<input type="checkbox"/>	<input type="checkbox"/>	RAL 1013	<input type="checkbox"/>	<input type="checkbox"/>	RAL 6011	<input type="checkbox"/>	<input type="checkbox"/>	RAL 8024	<input type="checkbox"/>	<input type="checkbox"/>			
Olive Green	<input type="checkbox"/>	<input type="checkbox"/>	<input type="checkbox"/>	RAL 5008	<input type="checkbox"/>	<input type="checkbox"/>	RAL 1015	<input type="checkbox"/>	<input type="checkbox"/>	RAL 6020	<input type="checkbox"/>	<input type="checkbox"/>	RAL 8025	<input type="checkbox"/>	<input type="checkbox"/>			
Van Dyke Brown	<input type="checkbox"/>	<input type="checkbox"/>	<input type="checkbox"/>	RAL 7015	<input type="checkbox"/>	<input type="checkbox"/>	RAL 1019	<input type="checkbox"/>	<input type="checkbox"/>	RAL 6021	<input type="checkbox"/>	<input type="checkbox"/>	RAL 9001	<input type="checkbox"/>	<input type="checkbox"/>			
Black	<input type="checkbox"/>	<input type="checkbox"/>	<input type="checkbox"/>	RAL 7016	<input type="checkbox"/>	<input type="checkbox"/>	RAL 2001	<input type="checkbox"/>	<input type="checkbox"/>	RAL 7006	<input type="checkbox"/>	<input type="checkbox"/>	RAL 9002	<input type="checkbox"/>	<input type="checkbox"/>			
Albatross	<input type="checkbox"/>	<input type="checkbox"/>	<input type="checkbox"/>	RAL 7022	<input type="checkbox"/>	<input type="checkbox"/>	RAL 3000	<input type="checkbox"/>	<input type="checkbox"/>	RAL 7012	<input type="checkbox"/>	<input type="checkbox"/>	RAL 9005	<input type="checkbox"/>	<input type="checkbox"/>			
Anthracite	<input type="checkbox"/>	<input type="checkbox"/>	<input type="checkbox"/>	RAL 8012	<input type="checkbox"/>	<input type="checkbox"/>	RAL 3009	<input type="checkbox"/>	<input type="checkbox"/>	RAL 7015	<input type="checkbox"/>	<input type="checkbox"/>	RAL 9006	<input type="checkbox"/>	<input type="checkbox"/>			
Goosewing Grey	<input type="checkbox"/>	<input type="checkbox"/>	<input type="checkbox"/>	RAL 9002	<input type="checkbox"/>	<input type="checkbox"/>	RAL 5002	<input type="checkbox"/>	<input type="checkbox"/>	RAL 7016	<input type="checkbox"/>	<input type="checkbox"/>	RAL 9007	<input type="checkbox"/>	<input type="checkbox"/>			
Merlin Grey	<input type="checkbox"/>	<input type="checkbox"/>	<input type="checkbox"/>	RAL 9006	<input type="checkbox"/>	<input type="checkbox"/>	RAL 5005	<input type="checkbox"/>	<input type="checkbox"/>	RAL 7022	<input type="checkbox"/>	<input type="checkbox"/>	RAL 9010	<input type="checkbox"/>	<input type="checkbox"/>			
Anthracite Mat	<input type="checkbox"/>	<input type="checkbox"/>	<input type="checkbox"/>	RAL 9007	<input type="checkbox"/>	<input type="checkbox"/>	RAL 5008	<input type="checkbox"/>	<input type="checkbox"/>	RAL 7032	<input type="checkbox"/>	<input type="checkbox"/>		<input type="checkbox"/>	<input type="checkbox"/>			
Ocean Blue	<input type="checkbox"/>	<input type="checkbox"/>	<input type="checkbox"/>	RAL 9010	<input type="checkbox"/>	<input type="checkbox"/>	RAL 5009	<input type="checkbox"/>	<input type="checkbox"/>	RAL 7035	<input type="checkbox"/>	<input type="checkbox"/>		<input type="checkbox"/>	<input type="checkbox"/>			

Insulation		Price / Refer to quotation	
Insulation type	Insulation Thickness	Price	Quote
PIR	40 mm	<input type="checkbox"/>	<input type="checkbox"/>
PIR LPCB	60 mm	<input type="checkbox"/>	<input type="checkbox"/>
	80 mm	<input type="checkbox"/>	<input type="checkbox"/>
		* Not LPCB approved	
			/ m²

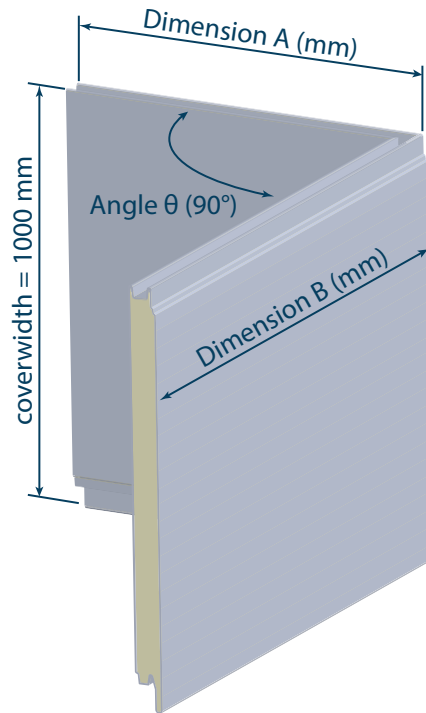
<p>JORISIDE THE STEEL FUTURE <small>MEMBER OF JORIS IDE GROUP</small></p> <p>Joris Ide NV Hille 174 B-8750 Zwevezele</p> <p>veerte.abraham@joriside.be T +32 (0)51 61 07 62 F +32 (0)51 61 07 51</p>
<p>Inner Sheet</p> <p>Coating</p> <p>Polyester 15µ (RAL 9002) <input type="checkbox"/></p> <p>Colorfarm® 35µ <input type="checkbox"/></p> <p>Non-standard <input type="checkbox"/></p> <p>Please specify:</p>
<p>The minimum purchase per thickness, length and colour is 3 pieces</p>

Preformed Horizontal Corners

JI Wall 1000 SF

Customer Name		Requested Delivery Date	
Contact Name		Contact Phone N°	
Reference		Reference (other panels)	
Delivery Address		Remarks	

Core Thickness	
Profile Outer Sheet	
External finish	
Internal finish	



Quantity	Dimension A (mm)	Dimension B (mm)	Angle θ (90°)

Customer Name & Signature	Date
---------------------------	------

Accessories

JI Wall 1000 SF

Customer Name		Requested Delivery Date	
Contact Name		Contact Phone N°	
Reference		Reference (other panels)	
Delivery Address		Remarks	

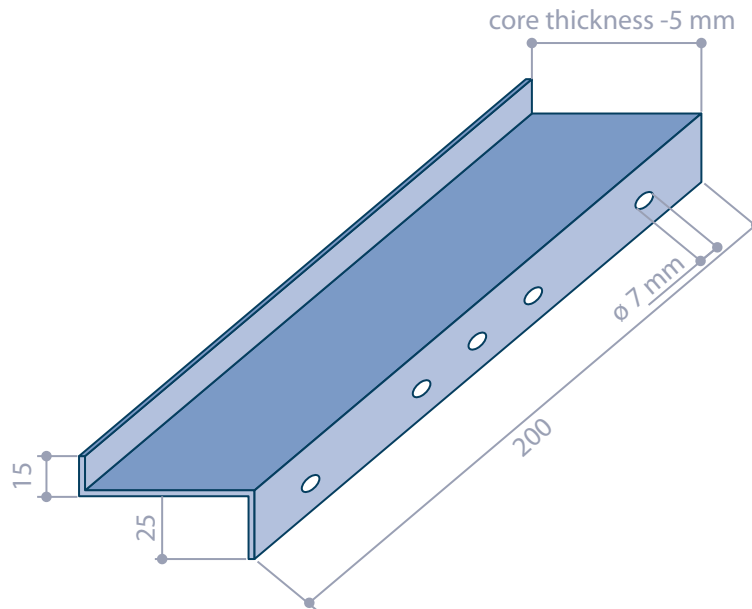
Top Hats (one order form per colour)

Coating		
Colour		
Length		
Quantity		
Butt Straps		

note: Top Hat always comes together with the insert; the insert does not have to be ordered separately

Panel Bearers (one order form per thickness)

Core thickness panel (mm)	
Quantity	



Customer Name & Signature		Date	
---------------------------	--	------	--

Structural Deck Calculation info

Project Ref.	
Project Engineer	
Project Location (postal code)	
Span Condition (please check)	<input type="checkbox"/> Single (—▲▲) <input type="checkbox"/> Double (—▲▲▲▲) <input type="checkbox"/> Multi (—▲▲▲▲▲▲)
Max. Span	
Bearing Width of Support / Purlin	
Dead Load(s)	
Wind Suction Load	
Wind Pressure Load	
Snow Load	
Other Loads Advised	

Sketch if required

